



5520 SERIES DOOR

5520 SERIES

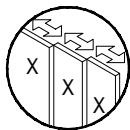
5520 SERIES HIGH PERFORMANCE/IMPACT MULTI-PANEL POCKET / WALL / SLIDING GLASS PATIO DOOR



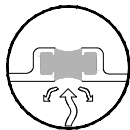
MULTIPLE CONFIGURATIONS AVAILABLE

VISIT OUR WEBSITE AT: WWW.ARCADIAINC.COM FOR THE FOLLOWING:

Product Specifications (PDF) • Elevations & Plan Details (PDF & DWG) • Product Warranty Information (PDF) • Maintenance & Cleaning Guidelines (PDF) • Product Installation Manuals (PDF)



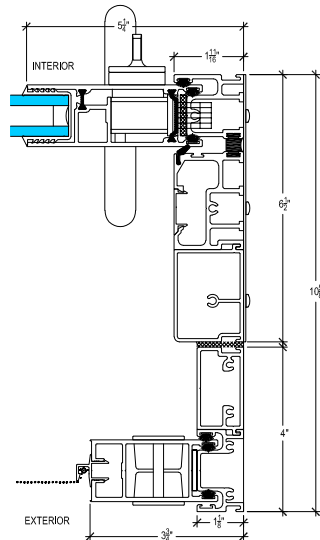
Multi-Panel



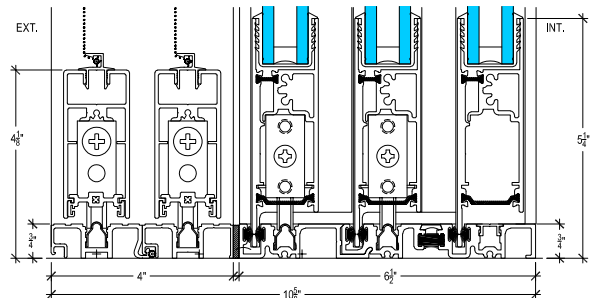
Thermal



Impact




LATCH JAMB



SILL

5520 SERIES


FEATURES AND OPTIONS

- Impact tested to ASTM 1886/1996 large missile hurricane 70 DP design load
- Multiple 2 ¼" depth frames can be attached to each other for an endless combination of configurations
- Flush (½" high) sill standard - optional 2 ¼" back leg sill available for added water penetration performance
- Can be configured as a pocket, wall or multi panel slider door with almost any configuration imaginable. Can also be configured as a 90 degree corner door or any other custom degree angular door
- Can be configured with interior or exterior insect screen panel doors
- Marine grade non corrosive stainless steel track for optimum EZ gliding performance
- 3 different sizes of Arcadia EZ Glide precision bearing - marine grade all stainless steel tandem rollers with available roller wheel diameter sizes of 1 ½", 1 13⁄16" & 3" for varying load capacity panels
- Extruded 0.100" aluminum sub sills available (L-shape or Z-shape)
- Marine grade - 100% all stainless steel Adams Rite MS-1950 mortise lock - optional
- Adams Rite MS-1850 steel mortise lock with stainless steel hook - standard
- Interior/exterior aluminum extruded wire pull handles in clear or black anodized - standard (other finishes and styles available upon request)
- Interior brass thumb turn - standard. Exterior brass keyed cylinder - optional
- Adams Rite MS-1847 stainless steel mortise lock with optional turn lever escutcheon - optional
- Adams Rite flush pull either locking (to operate MS-1847) or dummy (single or int/ext set) - optional
- Futura flush interior/exterior aluminum handles (satin or black anodized) - optional
- Futura flush interior/exterior stainless steel handles - optional
- Futura flush stainless steel interior thumb turn - optional
- Stainless steel strike plate - optional
- All dry glazed with marine EPDM or PVC wrap around gaskets to accommodate ¼", ½", (monolithic) 5⁄8", 1", 1 1⁄16" 1 1⁄8" (IG) glass
- Hi load interlockers & meeting stiles available for high wind load & structural performance
- Installation videos available on  search under "Arcadia Door"
- Stock finishes - dark bronze or satin clear anodized - class 1 or white Duracron paint - standard
- Any Duranar or Valspar finish or other anodized finish - optional


FEATURES

5520 SERIES

5520 SERIES HARDWARE AND OPTIONS



Flush Sill with 2 1/4" Backleg
(2 & 3 Track Option Shown)



Flush Sill
(2 & 3 Track Option Shown)



Recessed Finger – Edge Pull




Series 5820
Operable Insect Screen Panels



Series 5820
Operable Insect Screen Panels



L Track Extruded Sub Sill (7")



The Hyatt Andaz Luxury Resort, Wailea at Maui, Hawaii – Rockwell Group Architects



Beverly Hills, CA - Maxx London Design & Development



Architectural Products - East

60 Bonner Street
Stamford, CT 06902
Ph 203-316-8000
Fx 203-316-8200
east@arcadiainc.com

Architectural Products - West

5190 South Santa Fe Ave.
Vernon, CA 90058
Ph 323-908-5467
Fx 323-908-5547
west@arcadiainc.com



4 Seasons Resort, Orlando, FL - HKS Architects



arcadia
www.arcadiainc.com

LEEDS CERTIFIED



HURRICANE IMPACT RESISTANT
DOORS & WINDOWS

FIND US / LIKE US ON



Shelter Island, NY - Stelle Lomont Rouhani Architects