

▼ 4000 Trim Strike

A simple strike plate that can be surface mounted on a wood or metal jamb or mortised flush. Furnished with two #10 flat head machine screws and two #10 flat head wood screws.

MATERIAL/FINISH:

Made of aluminum. Available in US28 (628) Clear Anodized. Also anodized in 313 and 335. Contact factory for other available finishes.

4000-012

4001-032

MS4002-012

▼ 4001 Box Strike

Same trim plate as 4000 but with dust box added. Customarily used only for wood construction where the dust box prevents chips, sawdust and other debris from entering strike. Also furnished with both wood and machine screws.

MATERIAL/FINISH:

Trim plate is aluminum, box is steel plated for corrosion resistance. Available in US28 (628) Clear Anodized. Also anodized in 313 and 335. Contact factory for other available finishes.

MS® Deadbolt Strikes

4000, 4001, MS4002

▼ MS4002 Armored Strike

Same trim plate as 4000 and 4001, but backed up by a massive steel doubler designed to prevent the method of forced entry known as "jamb peeling." Fits within aluminum or other hollow jamb sections with trim face flush, the steel completely hidden. Available flat or radiused, for pairs of doors*, and to fit all MS® deadbolts including the hookbolt version in sliding doors. (Hookbolt use dictates door/jamb gap of 1/8" or less.) Unhanded, may be used with RH or LH swinging or sliding doors.

MATERIAL/FINISH:

Trim plate is aluminum. Reinforcement doubler is steel plated for corrosion resistance. Available in US28 (628) Clear Anodized. Also anodized in 313 and 335. Contact factory for other available finishes.

*Can be used with two-point and three-point MS® locks.

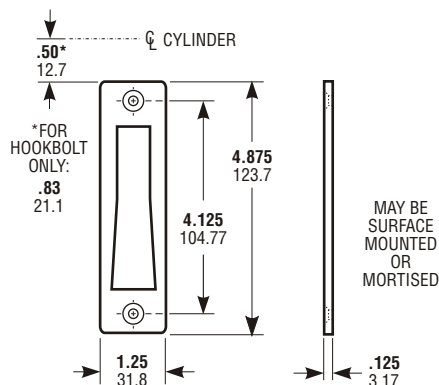
▼ Function

The majority of Adams Rite MS® deadbolts are installed in metal construction where the strike cutout can be simply a slot in the jamb. However, for aesthetic reasons or, in the case of the MS4002, for added security, many who specify the MS® deadbolt add one of these strikes.

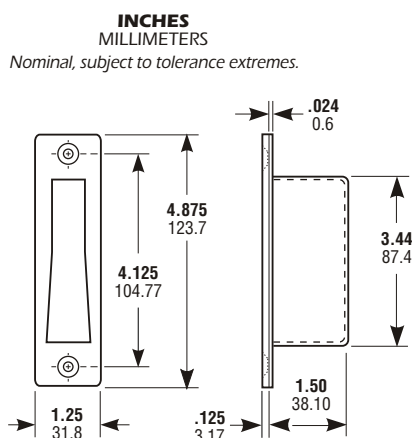


4000 Series MS® Deadbolt Strikes

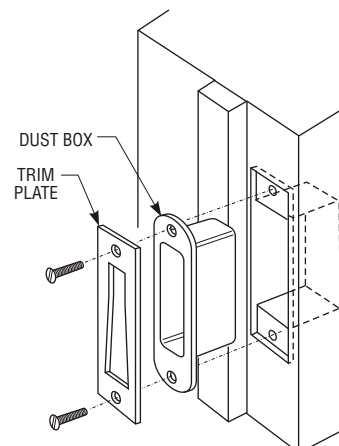
DIMENSIONS & INSTALLATION



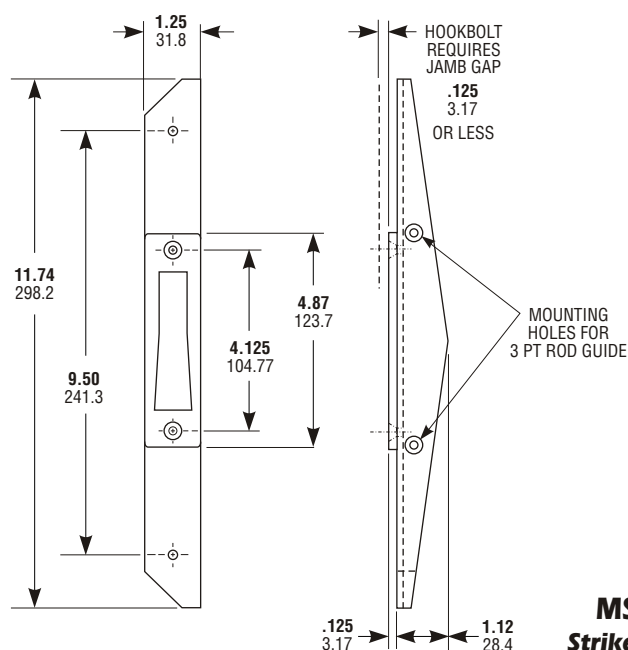
**4000 Trim Strike
Strike Plate Only**



**4001 Box Strike
Strike Plate with Dust Box**



**Mortise Jamb
Preparation**

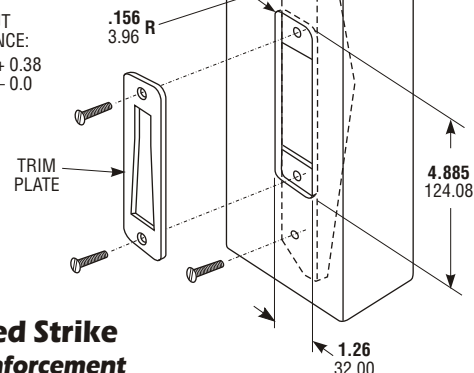


**MS4002 Armored Strike
Strike Plate with Reinforcement**

Hollow Channel Jamb Preparation

DRILL AND C'SK FOR
#10 FLAT HEAD
MACHINE SCREWS
(2 PLACES)
FOUR SCREWS
FURNISHED

CUTOUT
TOLERANCE:
+ .015 + 0.38
- .000 - 0.0



HOW TO ORDER

Specify quantity and the following information.

Strike Model	Trim Plate Shape	Trim Plate Corners
4000 Trim Strike	0 Flat	1 Square corners
4001 Box Strike	1 Radius	2 Round corners
MS4002 Armored Strike		

4001-011-313

Compatible Deadlock

- 1** All standard MS® locks with 1-3/8" bolt throw
- 2** 1850A-020 with 3/4" bolt throw only
- 3** All MS-050 "Hookbolt" locks

Finish

- 628** Clear Anodized
- 313** Dark Bronze Anodized
- 335** Black Anodized

OPTIONS

Specify flat or radius shape of trim plate, round or square corners and lock compatibility when ordering. 4003-01 ANSI-dimensioned lipped strike also available for MS1850SN Deadbolt. (See page SW-3.)