

Strike

For header bolt, a 1/2" diameter hole in metal frame is suitable or, for non-metal installations, 4005 strike is available.

Adjustment

Exact adjustment of threaded rod to door height is locked in place by hexagonal header bolt.

Door/Cylinder Height

The standard version is designed for a 7' door height with cylinder height as low as 35". Can also be ordered for up to 10' door with additional extension.

Function

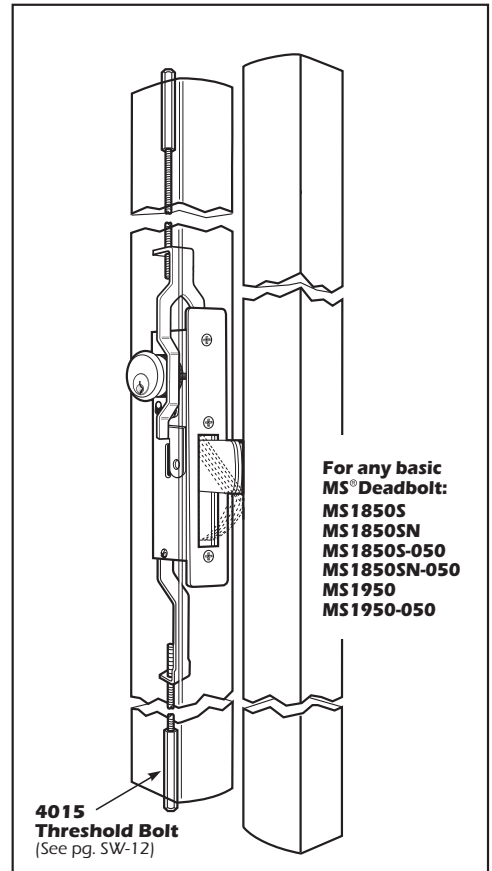
Adding the 4016 Header Bolt and the 4015 Threshold Bolt to a pivoted MS® deadbolt allows for Maximum Security for pairs of doors by the turn of a single key. Simultaneously extending the stainless steel hexbolts top and bottom and pivoting the massive MS® deadbolt into the mating stile, the three-point lock secures the entire double door entrance. The 4016 can be added to any basic MS1850S, MS1850SN or for two-points top and bottom use with 1870/1870HM Cylinder-Operated Flushbolt. Not applicable to 7/8" backset locks.

Header Bolt

For Aluminum Stile Doors

4016

ANSI/BHMA Type E82111 (Grade 1)

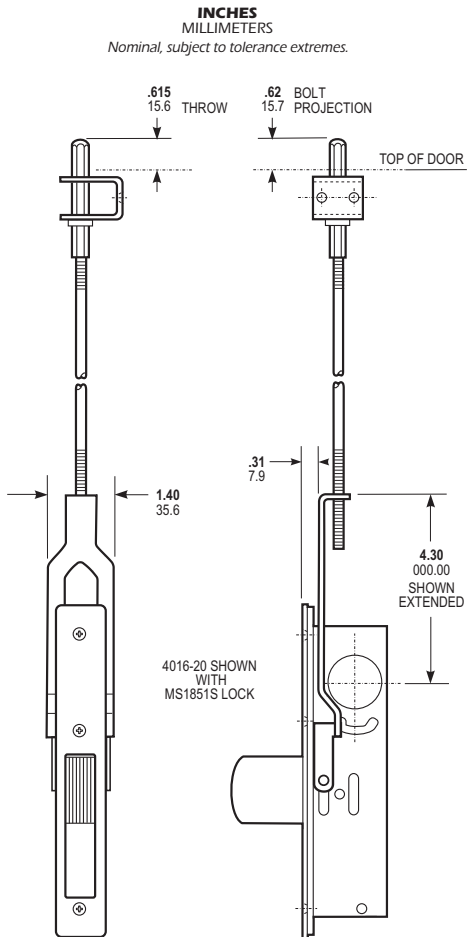


Header Bolt

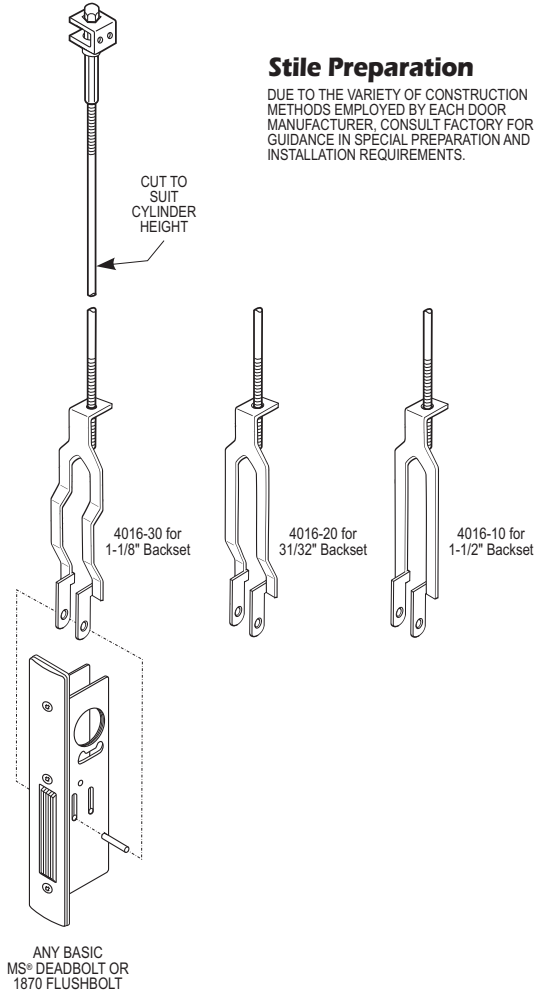
Hexagonal 3/8" flat to flat. Made of stainless steel.

Operation

360° turn of key or thumbturn in basic MS® lock throws counterbalanced bolt into opposite door and hexagonal bolt into header strike. Key can be removed only when bolts are in a positively locked or unlocked position.



INSTALL ADAPTOR ARM TO LOCK FROM TOP WITH BOLT RETRACTED AS SHOWN. INSTALL PIN THROUGH SLOTS IN LOCK SIDE PLATES, PASSING THROUGH HOLES IN BOTH SIDES OF THE ADAPTOR ARM.



*Specify quantity and the following information.
Order related hardware separately.*

Lock Backset	Door Height
1-1/2"	7' Door
31/32"	10' Door
1-1/8"	

4016 - 30 - 01

Packed separately with bolt guide, screws and attachment pin.
Shipping weight: 1 lb. Order MS® Deadbolt and 4015 Threshold Bolt separately.