


## Exit Indicator 4089



### COMPATIBLE LOCKS:

**1830**  
**MS1837**  
**MS1850S**  
**MS1850S-50S**  
**SCH1850S**  
**MS1850SN**  
**MS1850SN-50S**  
**SCH1850SN**  
**MS1860**  
**1870**  
**MS+1890**

### Function

Provides unmistakable notification of an exit door's "locked" or "open" condition. Under many local building safety codes, this allows the use, in certain occupancies, of a security deadlock instead of less secure panic devices. It includes two permanent adhesive header signs: "THIS DOOR TO REMAIN UNLOCKED DURING BUSINESS HOURS." (That wording is according to Uniform Building Code.) The second sign for NFPA and other local codes reads: "THIS DOOR TO REMAIN UNLOCKED WHEN THE BUILDING IS OCCUPIED."

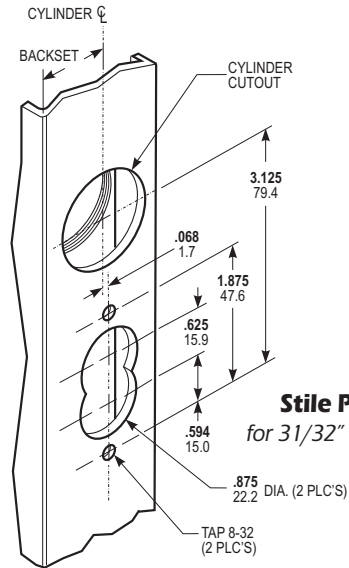
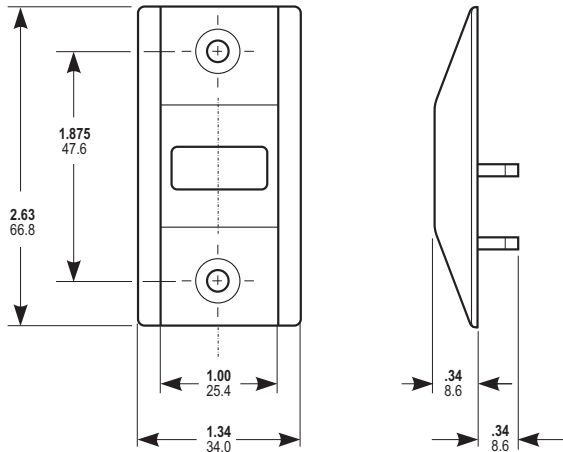
### Message Panel

"OPEN" appears in black letters on white background when lock is retracted and "LOCKED" in red letters when actuated. Also available with red (locked) and green (unlocked) wordless panels.

### Material/Finish

Indicator escutcheon is zinc alloy with 130 (Satin Aluminum) Ritecoat finish. See page SW-39 for other Ritecoat finishes. Header sign is clear aluminum match with black letters.

**INCHES**  
**MILLIMETERS**  
Nominal, subject to tolerance extremes.



HEADER SIGN - IN TWO PIECES\*



\* This sign correct under Uniform Building Code.  
 Also includes NFPA wording "THIS DOOR TO REMAIN UNLOCKED WHEN THE BUILDING IS OCCUPIED".

Specify quantity and the following information.

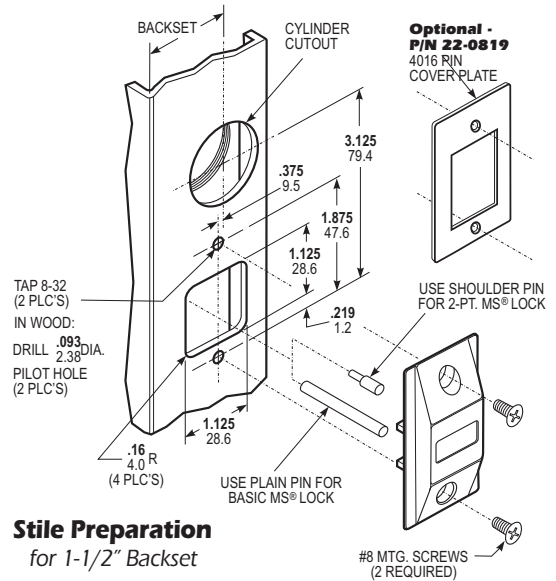
**Options**

- 00 Standard - 1-3/4" Door
- 01 For Inverted Lock
- 20 For doors up to 2-1/2"

(Standard unit fits 1-3/4" doors)

**Finish**

- Satin Aluminum
- Satin Black
- Dark Bronze



Standard unit fits 1-3/4" doors. Specify for thicker doors up to 2-1/2".

Shipping weight: 1/2 lb.

**4089 -01 -130**