



# Windload Charts | AF450 Series

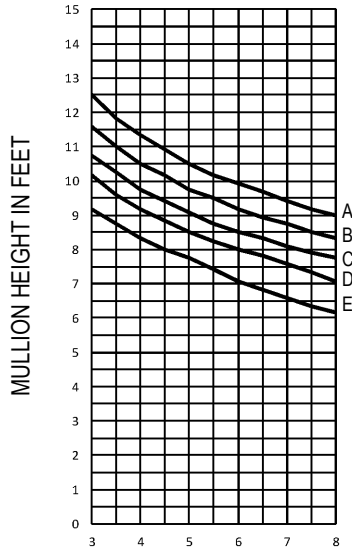
A = 16 P.S.F. (766 Pa)  
B = 20 P.S.F. (958 Pa)  
C = 25 P.S.F. (1197 Pa)  
D = 30 P.S.F. (1436 Pa)  
E = 40 P.S.F. (1915 Pa)

Description: 2" X 4 1/2" Offset Glazed For 1/4" Glass  
Function: Storefront  
Detail: Design Criteria  
Scale: N.T.S.

SHEET 1 OF 4

$$I = 3.074 \text{ IN}^4$$

$$S = 1.224 \text{ IN}^3$$

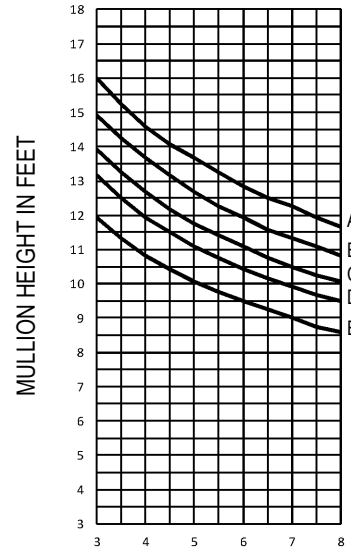


MULLION SPACING IN FEET

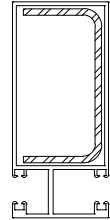


MO355

$$I = 6.575 \text{ IN}^4$$



MULLION SPACING IN FEET

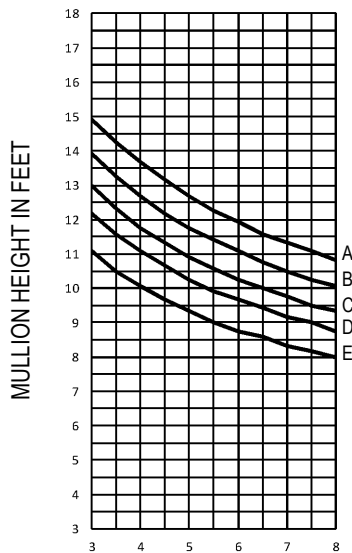


MO355 WITH  
STEEL REINFORCEMENT  
1 5/8" X 3 3/16" X 10 GA.

- Mullions are assumed to be single span, simple beam elements, uniformly loaded and adequately braced to prevent lateral-torsional buckling. All other complex design conditions shall be reviewed by Arcadia or a design professional.
- Aluminum extrusions shall be 6063-T6 alloy. Allowable stresses to be derived per Aluminum Design Manual. Deflection limitation of mullions shall be in accordance with AAMA TIR-A11 of L/175 for spans up to 13'-6" and L/240 + 1/4" for all others where L is equal to the span of mullion.
- A design professional shall be consulted to confirm that no lite of glass deflects more than H/175 or 3/4", whichever is less, where H indicates the height of glass.
- For mullions containing steel reinforcement, the reinforcement is assumed to be installed for the full length of the mullion. A design professional shall be consulted for instances where steel reinforcement is installed for a partial length of the mullion span.
- Windload pressure determinations shall be per ASCE 7 and according to local governing codes. A professional engineer shall be consulted for the most current laws and local building codes.
- Selection of perimeter fasteners and attachment of glazing system to building structure are project specific and therefore shall be reviewed and determined by a design professional.
- Arcadia assumes no responsibility for selecting the appropriate systems for specific projects.

$$I = 5.355 \text{ IN}^4$$

$$S = 2.228 \text{ IN}^3$$

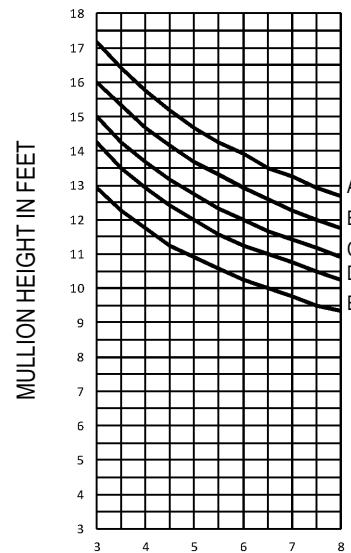


MULLION SPACING IN FEET

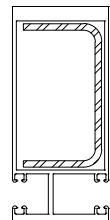


MO358

$$I = 8.369 \text{ IN}^4$$



MULLION SPACING IN FEET



MO358 WITH  
STEEL REINFORCEMENT  
1 5/8" X 3" X 10 GA.

Consult Your Local Arcadia Representative For Special Applications Not Covered By These Curves.



# Windload Charts | AF450 Series

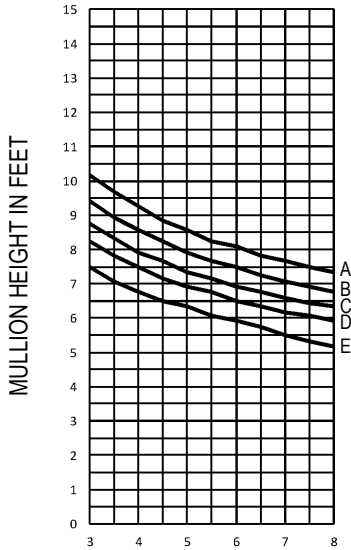
A = 16 P.S.F. (766 Pa)  
B = 20 P.S.F. (958 Pa)  
C = 25 P.S.F. (1197 Pa)  
D = 30 P.S.F. (1436 Pa)  
E = 40 P.S.F. (1915 Pa)

Description: 2" X 4 1/2" Offset Glazed For 1/4" Glass  
Function: Storefront  
Detail: Design Criteria  
Scale: N.T.S.

SHEET 2 OF 4

$$I = 1.651 \text{ IN}^4$$

$$S = 0.866 \text{ IN}^3$$

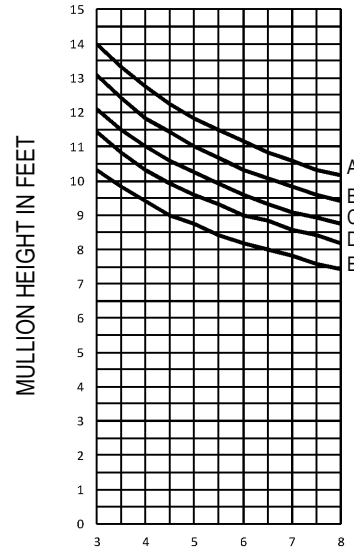


MULLION SPACING IN FEET

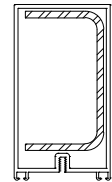


SM455

$$I = 4.378 \text{ IN}^4$$



MULLION SPACING IN FEET

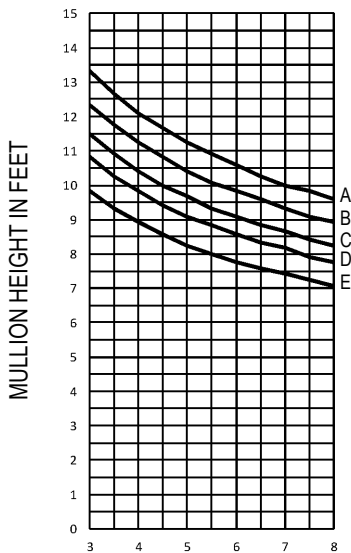


SM455 WITH  
STEEL REINFORCEMENT  
1 5/8" X 2 7/8" X 10 GA.

- Mullions are assumed to be single span, simple beam elements, uniformly loaded and adequately braced to prevent lateral-torsional buckling. All other complex design conditions shall be reviewed by Arcadia or a design professional.
- Aluminum extrusions shall be 6063-T6 alloy. Allowable stresses to be derived per Aluminum Design Manual. Deflection limitation of mullions shall be in accordance with AAMA TIR-A11 of L/175 for spans up to 13'-6" and L/240 + 1/4" for all others where L is equal to the span of mullion.
- A design professional shall be consulted to confirm that no lite of glass deflects more than H/175 or 3/4", whichever is less, where H indicates the height of glass.
- For mullions containing steel reinforcement, the reinforcement is assumed to be installed for the full length of the mullion. A design professional shall be consulted for instances where steel reinforcement is installed for a partial length of the mullion span.
- Windload pressure determinations shall be per ASCE 7 and according to local governing codes. A professional engineer shall be consulted for the most current laws and local building codes.
- Selection of perimeter fasteners and attachment of glazing system to building structure are project specific and therefore shall be reviewed and determined by a design professional.
- Arcadia assumes no responsibility for selecting the appropriate systems for specific projects.

$$I = 3.720 \text{ IN}^4$$

$$S = 2.011 \text{ IN}^3$$

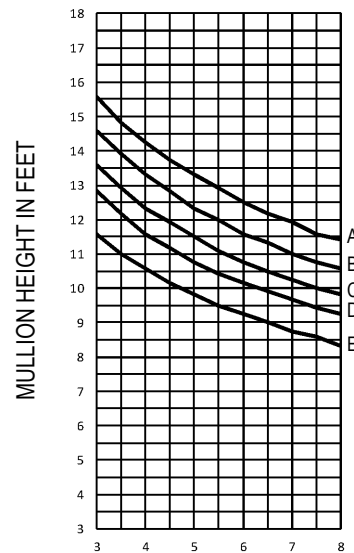


MULLION SPACING IN FEET

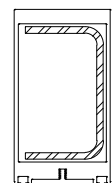


SM458

$$I = 6.188 \text{ IN}^4$$



MULLION SPACING IN FEET



SM458 WITH  
STEEL REINFORCEMENT  
1 5/8" X 2 3/4" X 10 GA.

Consult Your Local Arcadia Representative For Special Applications Not Covered By These Curves.

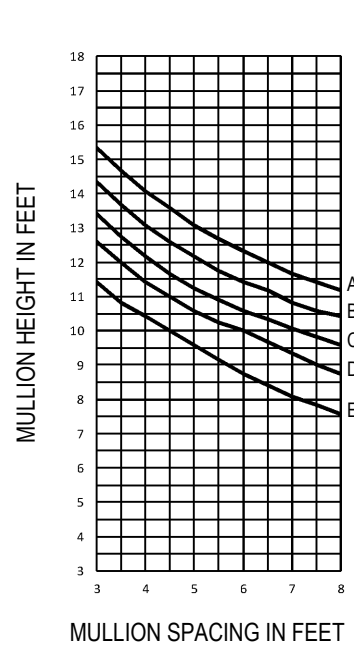
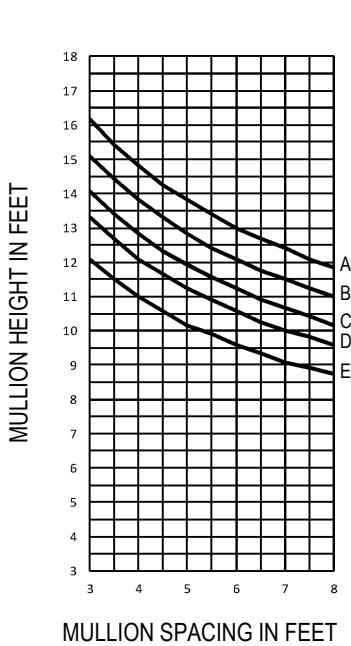


# Windload Charts | AF450 Series

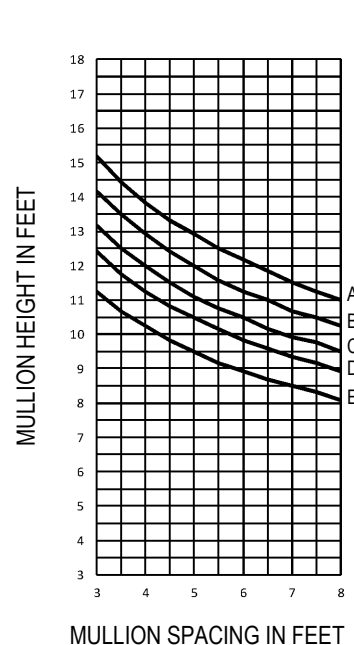
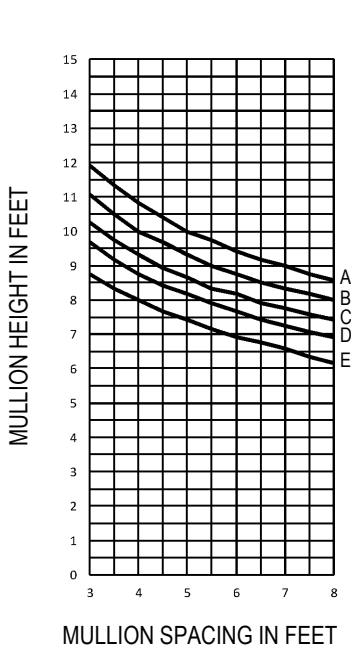
A = 16 P.S.F. (766 Pa)  
B = 20 P.S.F. (958 Pa)  
C = 25 P.S.F. (1197 Pa)  
D = 30 P.S.F. (1436 Pa)  
E = 40 P.S.F. (1915 Pa)

Description: 2" X 4 1/2" Offset Glazed For 1/4" Glass  
Function: Storefront  
Detail: Design Criteria  
Scale: N.T.S.

SHEET 3 OF 4




- Mullions are assumed to be single span, simple beam elements, uniformly loaded and adequately braced to prevent lateral-torsional buckling. All other complex design conditions shall be reviewed by Arcadia or a design professional.
- Aluminum extrusions shall be 6063-T6 alloy. Allowable stresses to be derived per Aluminum Design Manual. Deflection limitation of mullions shall be in accordance with AAMA TIR-A11 of L/175 for spans up to 13'-6" and L/240 + 1/4" for all others where L is equal to the span of mullion.
- A design professional shall be consulted to confirm that no lite of glass deflects more than H/175 or 3/4", whichever is less, where H indicates the height of glass.
- For mullions containing steel reinforcement, the reinforcement is assumed to be installed for the full length of the mullion. A design professional shall be consulted for instances where steel reinforcement is installed for a partial length of the mullion span.
- Windload pressure determinations shall be per ASCE 7 and according to local governing codes. A professional engineer shall be consulted for the most current laws and local building codes.
- Selection of perimeter fasteners and attachment of glazing system to building structure are project specific and therefore shall be reviewed and determined by a design professional.
- Arcadia assumes no responsibility for selecting the appropriate systems for specific projects.



ICOC135 WITH STEEL REINFORCEMENT  
1 11/16" X 2 15/16" X 10 GA.

Consult Your Local Arcadia Representative For Special Applications Not Covered By These Curves.



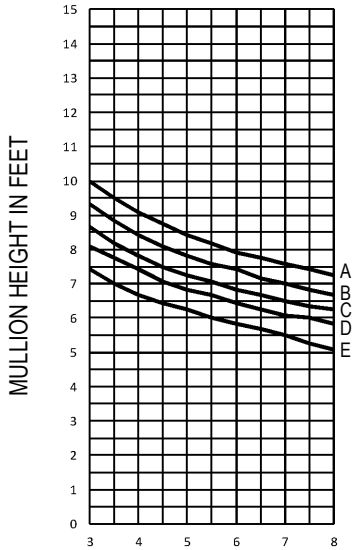
# Windload Charts | AF450 Series

A = 16 P.S.F. (766 Pa) Description: 2" X 4 1/2" Offset Glazed For 1/4" Glass  
 B = 20 P.S.F. (958 Pa) Function: Storefront  
 C = 25 P.S.F. (1197 Pa) Detail: Design Criteria  
 D = 30 P.S.F. (1436 Pa) Scale: N.T.S.  
 E = 40 P.S.F. (1915 Pa)

SHEET 4 OF 4

$$I = 1.592 \text{ IN}^4$$

$$S = 0.849 \text{ IN}^3$$

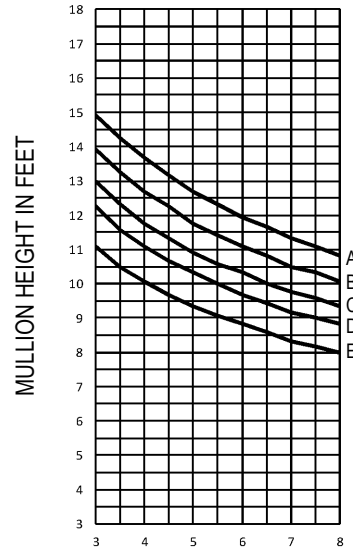


MULLION SPACING IN FEET

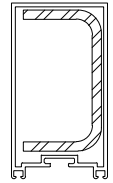


MO390B

$$I = 5.380 \text{ IN}^4$$



MULLION SPACING IN FEET

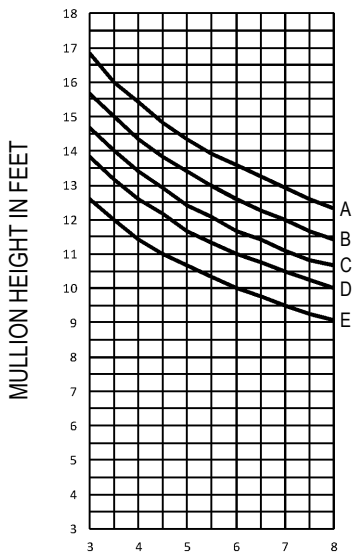


MO390B WITH  
STEEL REINFORCEMENT  
1 5/8" X 2 15/16" X 6 GA.

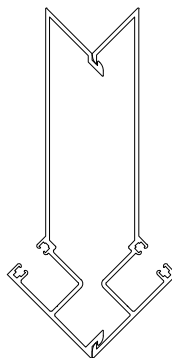
- Mullions are assumed to be single span, simple beam elements, uniformly loaded and adequately braced to prevent lateral-torsional buckling. All other complex design conditions shall be reviewed by Arcadia or a design professional.
- Aluminum extrusions shall be 6063-T6 alloy. Allowable stresses to be derived per Aluminum Design Manual. Deflection limitation of mullions shall be in accordance with AAMA TIR-A11 of L/175 for spans up to 13'-6" and L/240 + 1/4" for all others where L is equal to the span of mullion.
- A design professional shall be consulted to confirm that no lite of glass deflects more than H/175 or 3/4", whichever is less, where H indicates the height of glass.
- For mullions containing steel reinforcement, the reinforcement is assumed to be installed for the full length of the mullion. A design professional shall be consulted for instances where steel reinforcement is installed for a partial length of the mullion span.
- Windload pressure determinations shall be per ASCE 7 and according to local governing codes. A professional engineer shall be consulted for the most current laws and local building codes.
- Selection of perimeter fasteners and attachment of glazing system to building structure are project specific and therefore shall be reviewed and determined by a design professional.
- Arcadia assumes no responsibility for selecting the appropriate systems for specific projects.

$$I_x = 5.608 \text{ IN}^4$$

$$I_y = 5.568 \text{ IN}^4$$




MULLION SPACING IN FEET



OC356 / OC357

Consult Your Local Arcadia Representative For Special Applications Not Covered By These Curves.

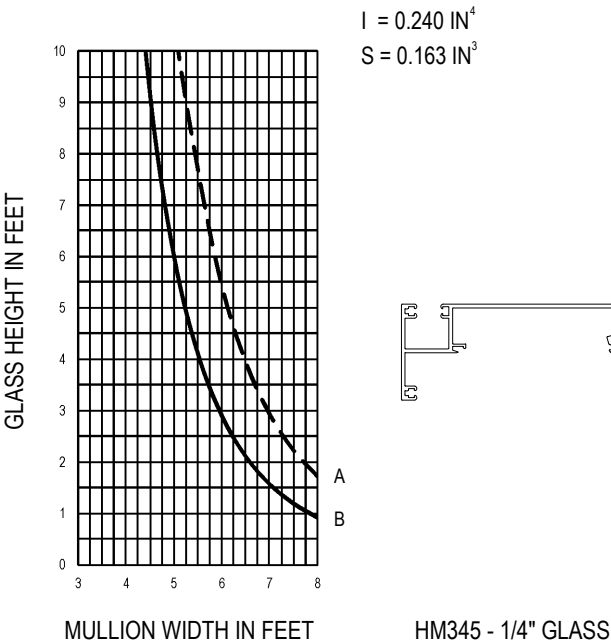
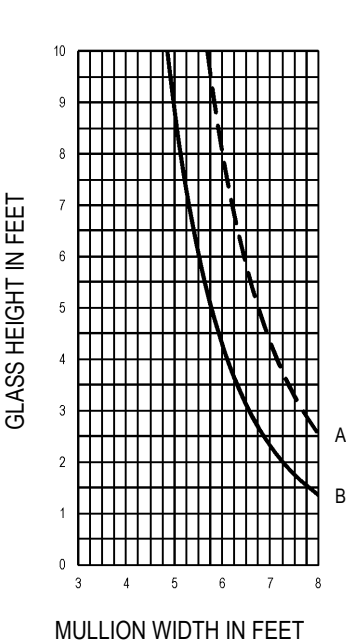


# Deadload Charts | AF450 Series

Description: 2" X 4 1/2" Offset Glazed For 1/4" Glass  
Function: Storefront  
Detail: Design Criteria  
Scale: N.T.S.

Deadload Charts for 1/4" Glass (3.25 PSF)

SHEET 1 OF 1



CURVE REPRESENTATION  
A (----) = 1/8" PTS.  
B (—) = 1/4" PTS.

