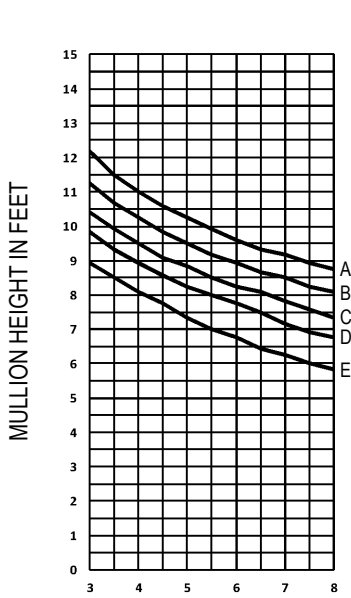


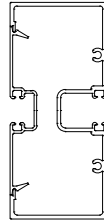
Windload Charts | AR450 Series

A = 16 P.S.F. (766 Pa) Description: 2" X 4 1/2" Center Glazed for 1/4" Glass
 B = 20 P.S.F. (958 Pa) Function: Storefront
 C = 25 P.S.F. (1197 Pa) Detail: Design Criteria
 D = 30 P.S.F. (1436 Pa) Scale: N.T.S.
 E = 40 P.S.F. (1915 Pa)

SHEET 1 OF 2

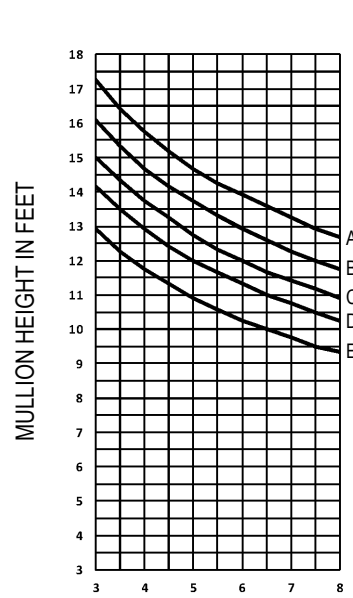


$I = 2.813 \text{ IN}^4$
 $S_1 = 1.110 \text{ IN}^3$ $S_2 = 0.177 \text{ IN}^3$

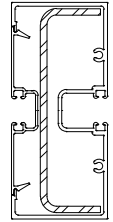


MULLION SPACING IN FEET

M252 / GF100



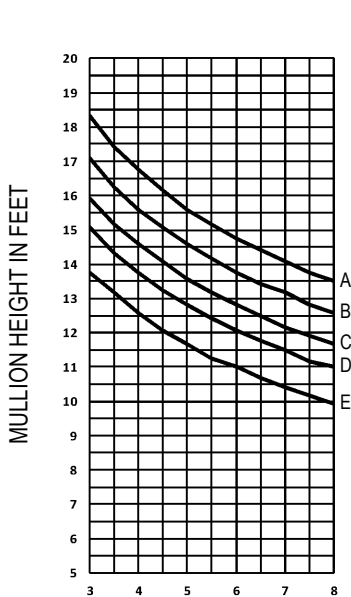
$I = 8.524 \text{ IN}^4$



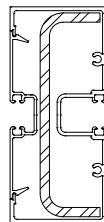
MULLION SPACING IN FEET

M252 / GF100 WITH STEEL REINFORCEMENT
1 1/4" X 4 1/4" X 10 GA.

- Mullions are assumed to be single span, simple beam elements, uniformly loaded and adequately braced to prevent lateral-torsional buckling. All other complex design conditions shall be reviewed by Arcadia or a design professional.
- Aluminum extrusions shall be 6063-T6 alloy. Allowable stresses to be derived per Aluminum Design Manual. Deflection limitation of mullions shall be in accordance with AAMA TIR-A11 of L/175 for spans up to 13'-6" and L/240 + 1/4" for all others where L is equal to the span of mullion.
- A design professional shall be consulted to confirm that no lite of glass deflects more than H/175 or 3/4", whichever is less, where H indicates the height of glass.
- For mullions containing steel reinforcement, the reinforcement is assumed to be installed for the full length of the mullion. A design professional shall be consulted for instances where steel reinforcement is installed for a partial length of the mullion span.
- Windload pressure determinations shall be per ASCE 7 and according to local governing codes. A professional engineer shall be consulted for the most current laws and local building codes.
- Selection of perimeter fasteners and attachment of glazing system to building structure are project specific and therefore shall be reviewed and determined by a design professional.
- Arcadia assumes no responsibility for selecting the appropriate systems for specific projects.

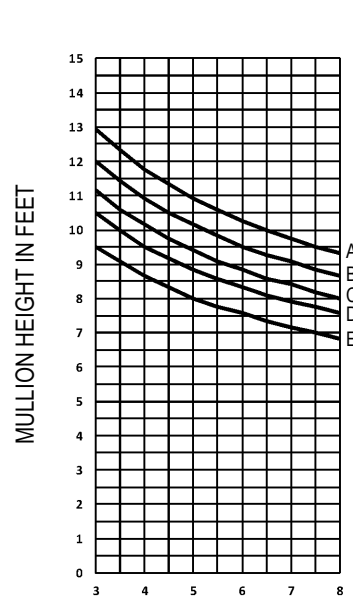


$I = 10.390 \text{ IN}^4$

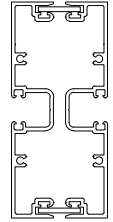


MULLION SPACING IN FEET

M252 / GF100 WITH STEEL REINFORCEMENT
1 1/4" X 4 1/4" X 6 GA.



$I = 3.414 \text{ IN}^4$
 $S_1 = 0.759 \text{ IN}^3$ $S_2 = 0.759 \text{ IN}^3$



MULLION SPACING IN FEET

M159 / M159

Consult Your Local Arcadia Representative For Special Applications Not Covered By These Curves.

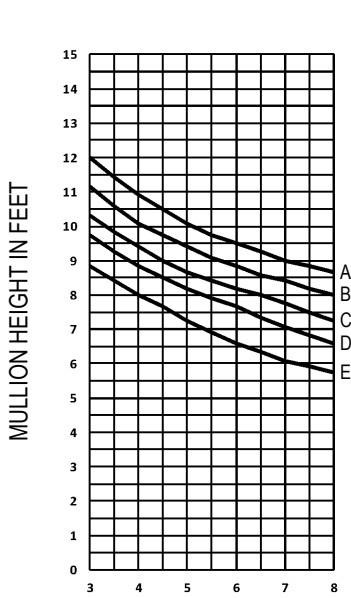


Windload Charts | AR450 Series

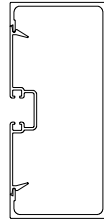
A = 16 P.S.F. (766 Pa)
 B = 20 P.S.F. (958 Pa)
 C = 25 P.S.F. (1197 Pa)
 D = 30 P.S.F. (1436 Pa)
 E = 40 P.S.F. (1915 Pa)

Description: 2" X 4 1/2" Center Glazed for 1/4" Glass
 Function: Storefront
 Detail: Design Criteria
 Scale: N.T.S.

SHEET 2 OF 2

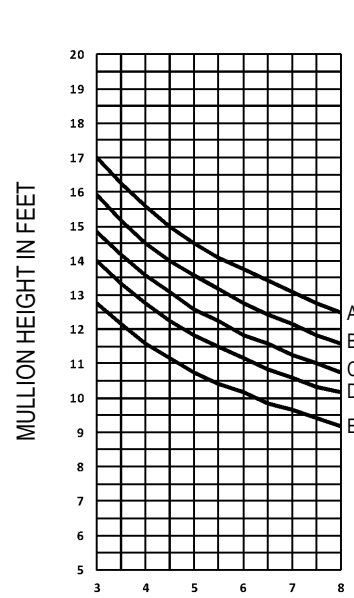


$I = 2.716 \text{ IN}^4$
 $S_1 = 1.070 \text{ IN}^3$ $S_2 = 0.177 \text{ IN}^3$

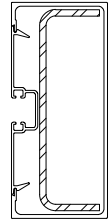


MULLION SPACING IN FEET

DJ201 / GF100



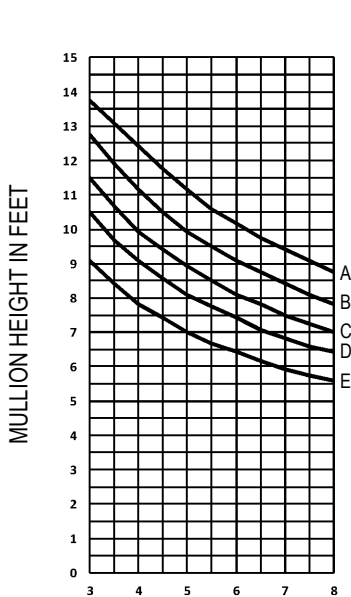
$I = 8.226 \text{ IN}^4$



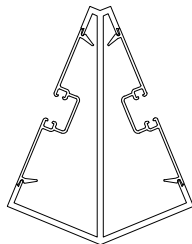
MULLION SPACING IN FEET

DJ201 / GF100 WITH
 STEEL REINFORCEMENT
 1 1/4" X 4 3/16" X 10 GA.

- Mullions are assumed to be single span, simple beam elements, uniformly loaded and adequately braced to prevent lateral-torsional buckling. All other complex design conditions shall be reviewed by Arcadia or a design professional.
- Aluminum extrusions shall be 6063-T6 alloy. Allowable stresses to be derived per Aluminum Design Manual. Deflection limitation of mullions shall be in accordance with AAMA TIR-A11 of L/175 for spans up to 13'-6" and L/240 + 1/4" for all others where L is equal to the span of mullion.
- A design professional shall be consulted to confirm that no lite of glass deflects more than H/175 or 3/4", whichever is less, where H indicates the height of glass.
- For mullions containing steel reinforcement, the reinforcement is assumed to be installed for the full length of the mullion. A design professional shall be consulted for instances where steel reinforcement is installed for a partial length of the mullion span.
- Windload pressure determinations shall be per ASCE 7 and according to local governing codes. A professional engineer shall be consulted for the most current laws and local building codes.
- Selection of perimeter fasteners and attachment of glazing system to building structure are project specific and therefore shall be reviewed and determined by a design professional.
- Arcadia assumes no responsibility for selecting the appropriate systems for specific projects.

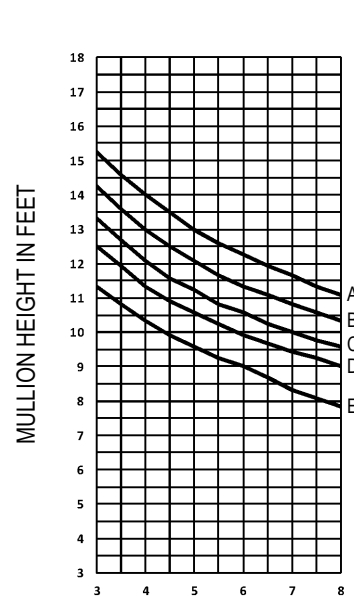


$I = 4.109 \text{ IN}^4$
 $S_1 = 1.147 \text{ IN}^3$ $S_2 = 0.316 \text{ IN}^3$

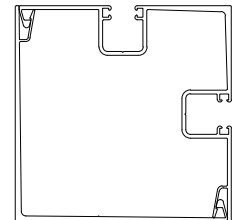


MULLION SPACING IN FEET

C145 / GF100




$I_x = 4.141 \text{ IN}^4$
 $I_y = 4.048 \text{ IN}^4$



MULLION SPACING IN FEET

CT151 / CT209

Consult Your Local Arcadia Representative For Special Applications Not Covered By These Curves.



Deadload Charts | AR450 Series

Description: 2" X 4 1/2" Center Glazed for 1/4" Glass

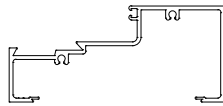
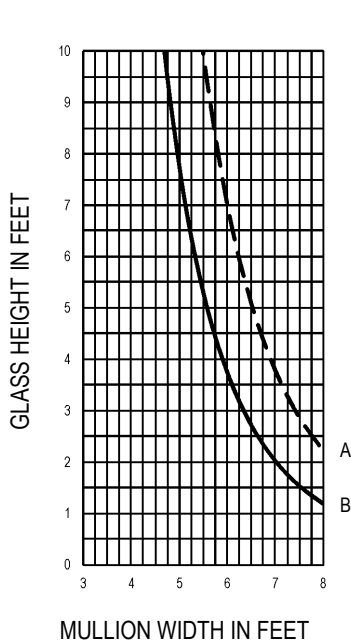
Function: Storefront

Detail: Design Criteria

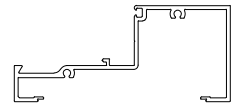
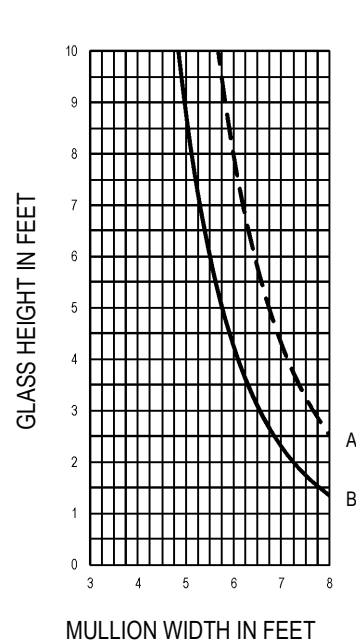
Scale: N.T.S.

Deadload Charts for 1/4" Glass (3.25 PSF)

SHEET 1 OF 1



HM253 - 1/4" GLASS



HM326 - 1/4" GLASS

CURVE REPRESENTATION
 A (---) = 1/8" PTS.
 B (—) = 1/4" PTS.