
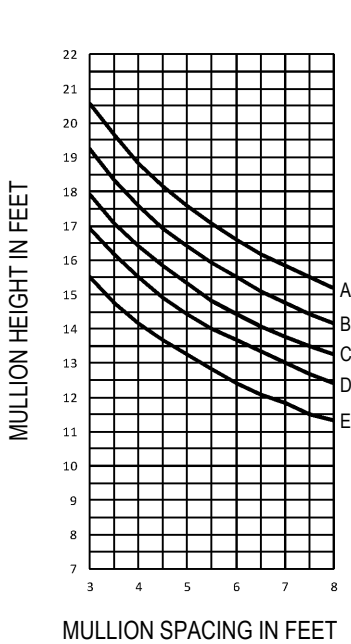



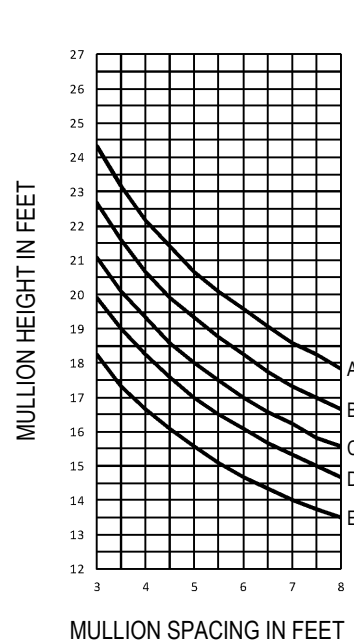
Windload Charts | T500 (OPG3007) Series

A = 16 P.S.F. (766 Pa) Description: 3" X 7" With 1/4" - 1 1/8" Glass
 B = 20 P.S.F. (958 Pa) Function: Curtain Wall
 C = 25 P.S.F. (1197 Pa) Detail: Design Criteria
 D = 30 P.S.F. (1436 Pa) Scale: N.T.S.
 E = 40 P.S.F. (1915 Pa)

SHEET 1 OF 1



OPG31910



OPG31910 WITH
STEEL REINFORCEMENT
2 1/2" X 4 3/8" X 10 GA.

- Mullions are assumed to be single span, simple beam elements, uniformly loaded and adequately braced to prevent lateral-torsional buckling. All other complex design conditions shall be reviewed by Arcadia or a design professional.
- Aluminum extrusions shall be 6063-T6 alloy. Allowable stresses to be derived per Aluminum Design Manual. Deflection limitation of mullions shall be in accordance with AAMA TIR-A11 of $L/175$ for spans up to 13'-6" and $L/240 + 1/4"$ for all others where L is equal to the span of mullion.
- A design professional shall be consulted to confirm that no lite of glass deflects more than $H/175$ or $3/4"$, whichever is less, where H indicates the height of glass.
- For mullions containing steel reinforcement, the reinforcement is assumed to be installed for the full length of the mullion. A design professional shall be consulted for instances where steel reinforcement is installed for a partial length of the mullion span.
- Windload pressure determinations shall be per ASCE 7 and according to local governing codes. A professional engineer shall be consulted for the most current laws and local building codes.
- Selection of perimeter fasteners and attachment of glazing system to building structure are project specific and therefore shall be reviewed and determined by a design professional.
- Arcadia assumes no responsibility for selecting the appropriate systems for specific projects.

Consult Your Local Arcadia Representative For Special Applications Not Covered By These Curves.