

Thermal Strut

Top Load

Thermal System

MS362T Series

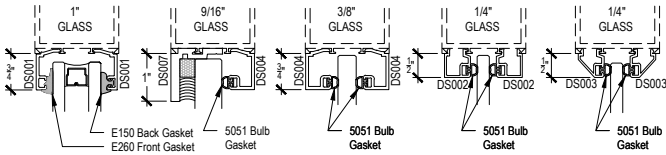
Description: Medium Stile - Offset Door

Function: Entrance

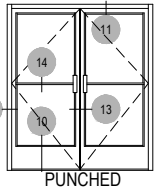
Detail: Typical Details

Scale: 3" = 1'-0"

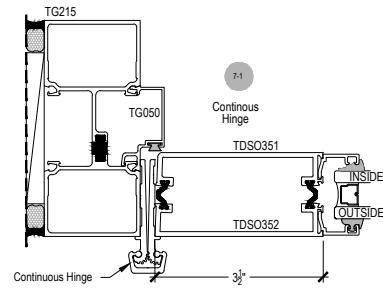
OPTIONAL GLASS STOP FOR 1/4" OR 1" GLASS



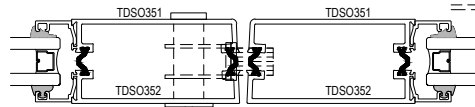
34" TO CENTER OF LOCKSET
42" A.F.F. TO CENTER OF PUSH/PULL



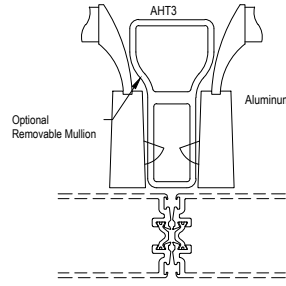
PUNCHED



7-1
Continuous Hinge

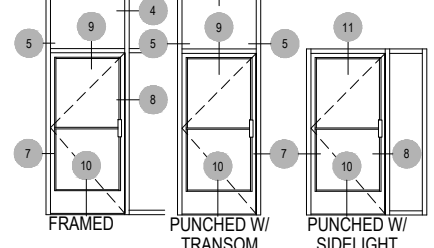


13-1
Meeting Stiles



Optional Removable Mullion

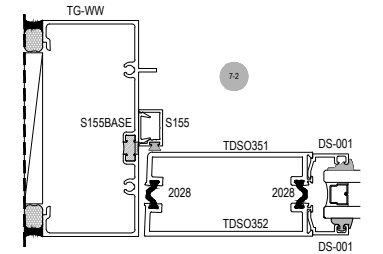
Aluminum



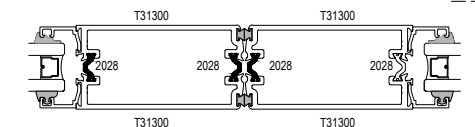
FRAMED

PUNCHED W/
TRANSOM

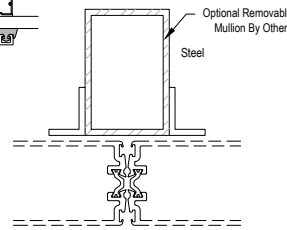
PUNCHED W/
SIDELIGHT



7-2
Continuous Hinge



13-2
Meeting Stiles

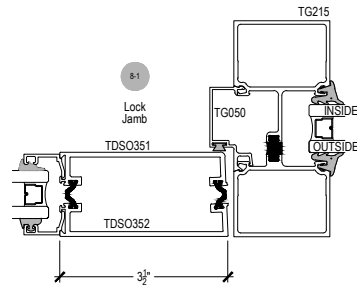


Optional Removable Mullion By Others

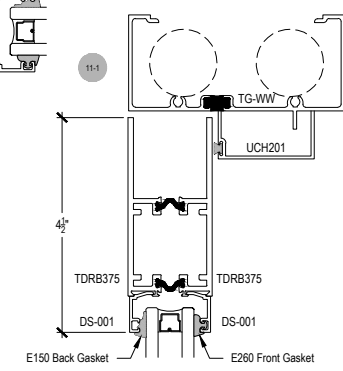
Steel



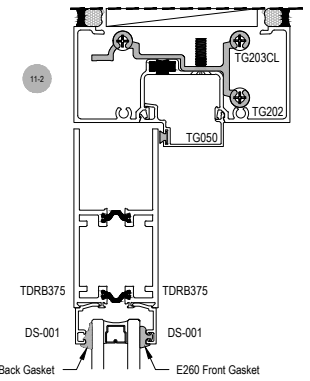
Continuous Hinge



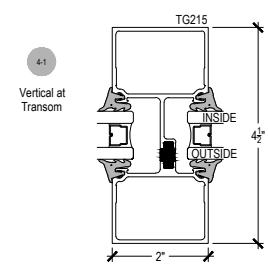
8-1
Lock Jamb



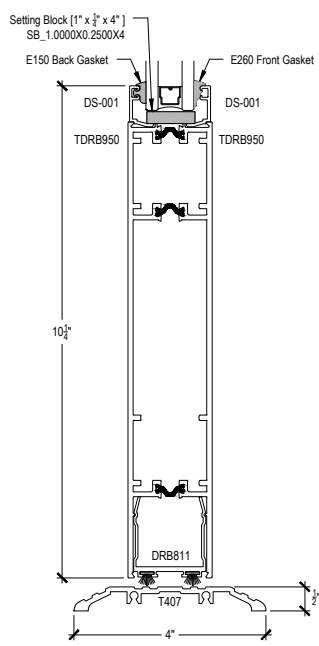
11-1



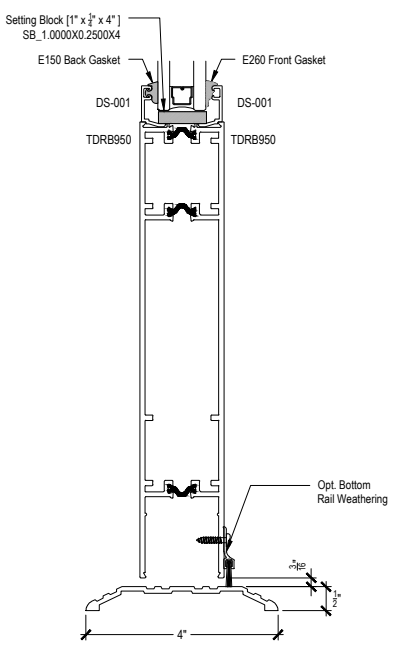
11-2



4-1
Vertical at Transom



10-1



10-2

OPTIONAL HORIZONTAL MUNTIN CENTER OF LOCKSET
42" A.F.F. TO CENTER OF PUSH/PULL

