



Customer _____
 Job Name _____
 Finish _____

TC470 Series

Description: 2 1/4" X 4 1/2" Offset Glazed For 1" Glass
 Function: Storefront
 Detail: Parts Identification
 Scale: Not to Scale



Procedures, instructions, or modifications which may affect pricing and delivery, consult Arcadia customer service.



QTY.	ILLUSTRATION	PART NO.	QTY.	ILLUSTRATION	PART NO.	QTY.	ILLUSTRATION	PART NO.
		TH433PD Filler			TH432PD Sill Can			TH407PD Horizontal Mullion
		TH404 Glass Stop			TH422PD Head Can			TF451PD Sill Flashing
		TH476PD Horizontal Mullion			TH423 Glass Stop			TF476NF Horizontal with Nail Fin
		402CLIPX			TH424 Stop Insert			UCH13613 Setting Block
		TH481PD Horizontal Mullion			TH421 Stop Insert			TH480PD Vertical Mullion
		TH410			TH420PD Sill Can			TH406PD Vertical Open Back Mullion
		TH443PD Head Can			TH426 SSG Vertical Mullion			FF205 Flat Filler
		TH439PD Head Filler			OPGSCHR Horizontal Bridge			TH411 Top Channel
		TH477PD Horizontal Mullion			TH475 Sill			TH435 Glass Stop
		TH472 Outside Face Stop			TH475TPD Sill Flashing			TH408 Vertical Mullion
		TH434PD Sill Filler			TH477NFPD Horizontal with Nail Fin			JC477ST Glass Stop



Customer _____
 Job Name _____
 Finish _____

TC470 Series

Description: 2 1/4" X 4 1/2" Offset Glazed For 1" Glass

Function: Storefront

Detail: Parts Identification

Scale: Not to Scale

SHEET 2 OF 4



Procedures, instructions, or modifications which may affect pricing and delivery, consult Arcadia customer service.



QTY.	ILLUSTRATION	PART NO.	QTY.	ILLUSTRATION	PART NO.	QTY.	ILLUSTRATION	PART NO.
		TH437 2 Piece Mullion			TH410LUG			ICOC555 90° CORNER ASSEMBLY
		TH438PD 2 Piece Mullion						TH4LUG LUG
		TH445PD Vertical 4" Wide Mullion			CT209 2 Piece Corner No Pockets			TH410SIM LUG
		TH460 Door Jamb Mullion			UCH201 Door Stop			TH426325 SSG Vertical 3 1/4" Wide Mullion
		S155BASE Door Stop Base			TH970PD			TH430PD 2 Piece Mullion
		S155 Door Stop Cap			TH710 Sill			TH436PD 2 Piece Mullion
		TH611 Pocket Filler			TH405PD 2 Piece Corner One Pockets			TH626SIM Vertical Mullion
		TG221B Sash Base						TH625 Glass Adaptor
		TG221F Sash Face			TH492 Male			TH025 Glass Adaptor
		OPG1921			TH491 Female			T245 2" x 4 1/2" Tube



Customer _____
 Job Name _____
 Finish _____

TC470 Series

Description: 2 1/4" X 4 1/2" Offset Glazed For 1" Glass

Function: Storefront

Detail: Parts Identification

Scale: Not to Scale

SHEET 3 OF 4



Procedures, instructions, or modifications which may affect pricing and delivery, consult Arcadia customer service.



QTY.	ILLUSTRATION	PART NO.	QTY.	ILLUSTRATION	PART NO.	QTY.	ILLUSTRATION	PART NO.
		UCI36013 Glass Stop			S15625FACE Door Stop Face			JC432ST Comp Head Stop
		TH490 Glass Stop			M459TPD Thermally Broken Door Jamb Subframe			JC456 2 3/8" Comp Head
		OPG1912 Cover Cap			DS2TPD Thermally Broken Door Stop			JCLUG Support Lug for JC456 Comp Head
		TG221BTPD Sash Base			TH403PD Thermally Broken Head Inside Glazed			TH4MT1 Female Half Vertical Split Mullion
		TH650 Lug			TH403APD Thermally Broken Head Inside Glazed			TH4MT2 Male Half Vertical Split Mullion
		TH426 SSG Vertical SSG Horizontal Mullion			TH404A Glass Stop Inside Glazed			VTL-9.5 Gasket
		TH473PD Mullion			TH476APD Thermally Broken Horiz Inside Glazed			LCWG7S Gasket
		FF481 Open Back Filler			TH481APD Thermally Broken Jamb & Sill			S6958 Gasket
		TH413PD Mullion			JC431PD 2 15/16" Thermally Broken Comp Head			LCWG3 Gasket
		TH460TPD Thermally Broken Door Jamb			JC430ST Comp Head Stop			S5051 Gasket
		S15625BASE Door Stop Base			JC432 2 1/8" Comp Head			NG106 Finger Gasket



Customer _____
 Job Name _____
 Finish _____






TC470 Series

Description: 2 1/4" X 4 1/2" Offset Glazed For 1" Glass
 Function: Storefront
 Detail: Parts Identification
 Scale: Not to Scale



Procedures, instructions, or modifications which may affect pricing and delivery, consult Arcadia customer service.



QTY.	ILLUSTRATION	PART NO.	QTY.	ILLUSTRATION	PART NO.	QTY.	ILLUSTRATION	PART NO.
		E3130 Gasket						
		SB-1.2500X 0.8125X4 Shear Block						
		SB-1.0000X 0.7500X4 Shear Block						
		SB-1.0000X 0.4375X4 Shear Block						
		SB-1.0000X 0.2500X4 Shear Block						